

To ensure staff and student data is secure, it is required that Google Apps Device Policy for Android be installed when accessing WCPSS content on personal Android devices.

Google Apps Device Policy:

- Allows you to use your WCPSS Google account to access Google apps (e.g. Drive, Docs, Meet).
- Requires users to establish a device password.
- Sets password requirements.
- If needed, allows WCPSS to wipe your WCPSS work profile.


Google Apps Device Policy does NOT:

- Store or transmit non-WCPSS content.
- Allow WCPSS to wipe content on the main part of your device.

Install Google Apps Device Policy

1. On your personal Android device, sign into a **Google application** (e.g. Drive, Docs, Meet) with your WCPSS email address and password.

2. Click **Install** to install **Google Apps Device Policy**.

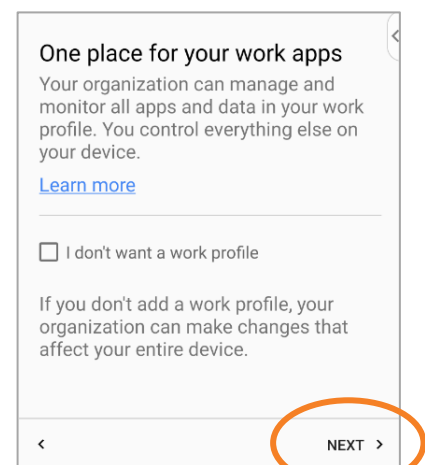
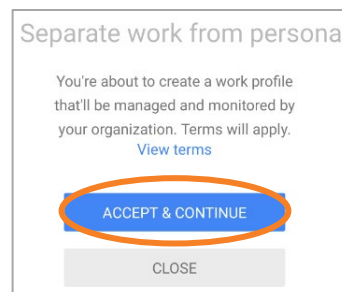


3. Click **I agree**.

4. Click **Next**.

5. Click **Next** again.
IMPORTANT: Do NOT click checkbox.

6. Click **Accept & Continue**.



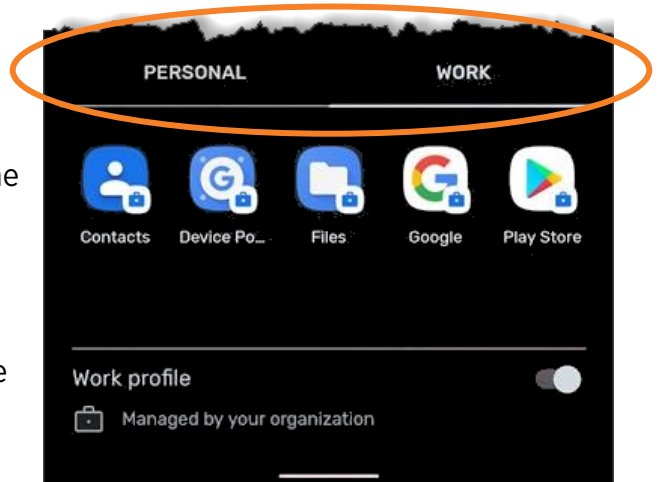


Personal and Work Profiles

- When the install is complete, your application drawer will show your **PERSONAL** profile and **WORK** profile.
- WCPSS can only access information stored in apps in the **WORK** profile.

NOTE: Work apps will show a small briefcase on the bottom-right of the icon.


- Use the **WORK Play Store** to install Google apps for use with your WCPSS account.



Unregister Your Device

If you no longer want to access WCPSS Google content on your personal device, you can unregister from the Google Apps Device Policy at any time.

1. Open **Device Policy** app.



2. At bottom of menu, click **UNREGISTER**.

